

# PRESCIENT GLOBAL BALANCED FUND (B)

## MINIMUM DISCLOSURE DOCUMENT

### INVESTMENT AND RETURN OBJECTIVE

The Fund aims to achieve long term capital growth appreciation over a full market cycle by maintaining meaningful exposure to growth assets like equities.

### INVESTMENT PROCESS

The Fund invests in a diversified portfolio of global equity securities, debt and debt-related securities, money market instruments and global currencies. The Fund can invest directly or indirectly (through the use of Regulated Funds or derivatives) in these asset classes.

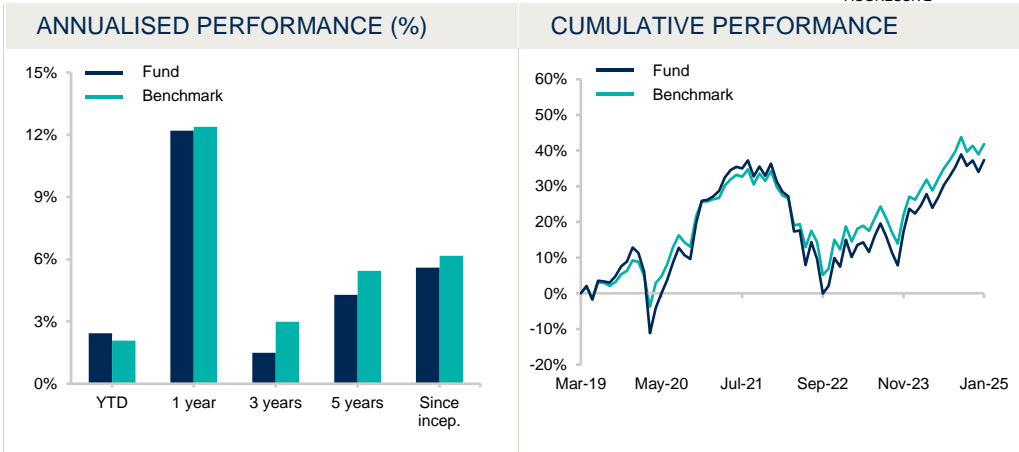

### WHO SHOULD INVEST

Investors seeking capital growth and a hedge against Rand depreciation by having exposure to a diversified mix of offshore assets. The Fund is suitable for investors with a medium to long-term investment horizon.

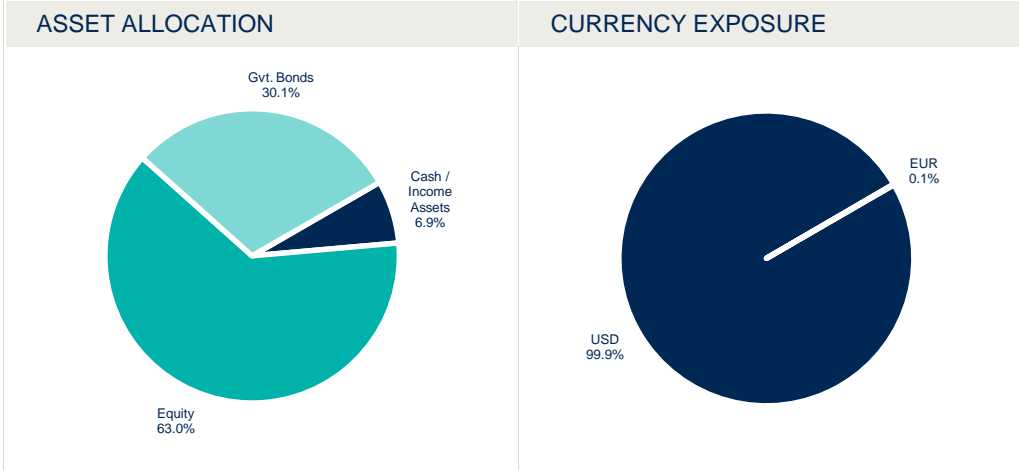
### RISK INDICATOR DEFINITION

These portfolios typically exhibit more volatility and potential for capital losses due to higher exposure to equities and exposure to offshore markets where currency fluctuations may result in capital losses. These portfolios typically target returns in the region of 5% - 6% above inflation over the long term.

## RISK INDICATOR



ANNUALISED PERFORMANCE (%)			RISK AND FUND STATS		
	Fund	Benchmark	Since inception (p.a.)		
	Fund	Benchmark		Fund	Benchmark
1 year	12.19	12.39	Alpha	-0.57%	
3 years	1.49	2.99	Sharpe Ratio	0.21	0.32
5 years	4.29	5.44	Standard Deviation	14.85%	11.46%
Since incep.	5.59	6.17	Max Drawdown	-27.23%	-21.96%
Highest rolling 1 year	44.86	31.65	Max Gain	9.07%	7.58%
Lowest rolling 1 year	-24.78	-19.99	% Positive Months	60.00%	60.00%



# Prescient

INVESTMENT MANAGEMENT

31 JANUARY 2025

## ABOUT THE FUND

### Fund Manager:

Prescient Balanced Team

### Fund Classification:

EAA USD Moderate Allocation

### Legal Structure:

UCITS

### Benchmark:

40% MSCI World Index  
30% US Treasuries  
25% MSCI Emerging Market Index  
5% US Cash

### Bloomberg Code:

PR30BUSD

### ISIN:

IE00BK0T9P40

### Fund Size:

\$93.7 m

### No of Units:

40,343

### Unit Price (cpu):

1,296.40

### Inception Date:

31 March 2019

### Minimum Investment:

\$1 000

\*(this is a restricted class, prior approval from directors required.)

### Initial Fee:

0.00%

### Annual Management Fee:

0.50% (no VAT)

### Fee Class:

B

(All performance figures are net of TIC)

### Fee Breakdown:

Management Fee	0.50%
Performance Fees	0.00%
Other Fees*	0.26%
<b>Total Expense Ratio (TER)</b>	<b>0.76%</b>

\*Other fees includes underlying fee (where applicable): Audit Fees, Custody Fees and Trustee Fees

### Income Distribution:

Does not distribute

# PRESCIENT GLOBAL BALANCED FUND (B)

## FUND MONTHLY RETURNS

	JAN	FEB	MAR	APR	MAY	JUN	JUL	AUG	SEP	OCT	NOV	DEC	YTD
2019				2.10%	-3.80%	5.38%	-0.15%	-0.34%	1.77%	2.64%	1.22%	3.64%	12.86%
2020	-1.36%	-4.85%	-16.13%	7.99%	4.28%	3.77%	4.62%	3.85%	-1.89%	-0.95%	9.07%	5.30%	11.56%
2021	0.25%	0.77%	1.17%	2.99%	1.53%	0.65%	-0.28%	1.66%	-3.26%	2.06%	-1.92%	2.57%	8.30%
2022	-3.67%	-2.19%	-0.98%	-7.77%	0.23%	-8.21%	5.94%	-4.14%	-8.86%	2.23%	7.57%	-2.21%	-21.21%
2023	7.06%	-4.20%	3.11%	0.59%	-2.35%	4.00%	3.04%	-3.07%	-3.89%	-3.20%	8.82%	5.42%	15.13%
2024	-1.04%	1.77%	2.65%	-3.02%	2.32%	2.75%	1.83%	2.08%	2.53%	-2.29%	1.10%	-2.32%	8.39%
2025	2.43%												2.43%

Source: Performance calculated by Prescient Fund Services verified by the FSP  
Date: 31 January 2025

## FUND COMMENTARY

On the global stage, the United States imposed further sanctions on Russia, intensifying pressure on Moscow in the final days of the Biden administration. Following Donald Trump's inauguration on January 20, he pledged to address inflation by declaring a national energy emergency aimed at reducing costs for Americans. His plans focus on boosting domestic production through policy changes that would enable new oil and gas development on federal lands while also rolling back climate regulations introduced during the Biden administration. Trump has expressed opposition to climate change mitigation efforts, including withdrawing the U.S. from the Paris Climate Agreement and pledging to revoke the electric vehicle mandate. While Trump did not announce China-specific tariffs on his first day in office, he indicated that federal agencies would review policies related to levies on China.

While the Federal Reserve's independence remains a key pillar of economic stability, the policy actions under Trump and the ongoing risks associated with inflation are creating a challenging environment for markets, particularly in terms of bond investments and inflation hedges like gold. Although the Fed has signaled the potential for two rate cuts this year, it opted to keep rates steady at its first meeting of the year, as persistent inflation remains well above the central bank's 2% target. Economists suggest that Trump's economic policies, coupled with geopolitical uncertainties, could drive higher prices, potentially prompting the Fed to delay rate cuts for the remainder of the year or even consider raising rates to combat inflationary pressures.

The final week of January saw Chinese company DeepSeek's artificial intelligence (AI) model make waves on Wall Street, causing significant declines in major tech stocks like Nvidia and sparking concerns about the future of America's dominance in AI. Despite these developments, Donald Trump views AI advancements as potentially beneficial for the U.S., suggesting that cheaper AI development could provide the same results at a lower cost, ultimately benefiting the country.

Despite these concerns, equity indices globally showed mostly positive performance for the month, with the S&P 500 gaining 2.78%, the tech-heavy Nasdaq rising 1.64%, the UKX gaining 6.13%, and the EuroStoxx 50 up 7.98%. However, some major indices posted losses, including the Shanghai SE Composite Index and the Nikkei 225, which saw declines of -3.02% and -0.81%, respectively. Meanwhile, the US Treasury Index gained 0.52%, likely driven by increased market uncertainty following Trump's return to office.

The Fund currently holds a moderately negative view on developed market equity and developed market bonds and a neutral view on emerging market equities.

The Fund was positive for the month, largely due to the strong performance of developed market equities.

# PRESCIENT GLOBAL BALANCED FUND (B)

---

## GLOSSARY

**Annualised performance:** Annualised performance shows longer term performance rescaled to a 1 year period. Annualised performance is the average return per year over the period. Actual annual figures are available to the investor on request.

**Highest & Lowest performance:** The highest and lowest performance for any 1 year over the period since inception have been shown.

**NAV:** The net asset value represents the assets of a Fund less its liabilities.

**Current Yield:** Annual income (interest or dividends) divided by the current price of the security.

**CPU:** Cents Per Unit to the Glossary

**Alpha:** Denotes the outperformance of the fund over the benchmark.

**Sharpe Ratio:** The Sharpe ratio is used to indicate the excess return the portfolio delivers over the risk free rate per unit of risk adopted by the fund.

**Standard Deviation:** The deviation of the return stream relative to its own average.

**Max Drawdown:** The maximum peak to trough loss suffered by the Fund since inception.

**Max Gain:** Largest increase in any single month.

**% Positive Month:** The percentage of months since inception where the Fund has delivered positive return.

## Fund Specific Risks

**Default Risk:** The risk that the issuers of fixed income instruments may not be able to meet interest payments nor repay the money they have borrowed. The issuers credit quality is vital. The worse the credit quality, the greater the risk of default and therefore investment loss.

**Derivatives risk:** The use of derivatives could increase overall risk by magnifying the effect of both gains and losses in a Fund. As such, large changes in value and potentially large financial losses could result.

**Developing Market (excluding SA) risk:** Some of the countries invested in may have less developed legal, political, economic and/or other systems. These markets carry a higher risk of financial loss than those in countries generally regarded as being more developed.

**Foreign Investment risk:** Foreign securities investments may be subject to risks pertaining to overseas jurisdictions and markets, including (but not limited to) local liquidity, macroeconomic, political, tax, settlement risks and currency fluctuations.

**Interest rate risk:** The value of fixed income investments (e.g. bonds) tends to be inversely related to interest and inflation rates. Hence their value decreases when interest rates and/or inflation rises.

**% Property risk:** Investments in real estate securities can carry the same risks as investing directly in real estate itself. Real estate prices move in response to a variety of factors, including local, regional and national economic and political conditions, interest rates and tax considerations.

**Currency exchange risk:** Changes in the relative values of individual currencies may adversely affect the value of investments and any related income.

**Geographic / Sector risk:** For investments primarily concentrated in specific countries, geographical regions and/or industry sectors, their resulting value may decrease whilst portfolios more broadly invested might grow.

**Derivative counterparty risk:** A counterparty to a derivative transaction may experience a breakdown in meeting its obligations thereby leading to financial loss.

**Liquidity risk:** If there are insufficient buyers or sellers of particular investments, the result may lead to delays in trading and being able to make settlements, and/or large fluctuations in value. This may lead to larger financial losses than expected.

**Equity investment risk:** Value of equities (e.g. shares) and equity-related investments may vary according to company profits and future prospects as well as more general market factors. In the event of a company default (e.g. bankruptcy), the owners of their equity rank last in terms of any financial payment from that company.

## Information Disclosure

The portfolio has adhered to its policy objective and there were no material changes to the composition of the portfolio during the quarter.

---

# PRESCIENT GLOBAL BALANCED FUND (B)

---

## DISCLAIMER

Collective Investment Schemes in Securities (CIS) should be considered as medium to long-term investments. The value may go up as well as down and past performance is not necessarily a guide to future performance. CIS's are traded at the ruling price and can engage in scrip lending and borrowing. The collective investment scheme may borrow up to 10% of the market value of the portfolio to bridge insufficient liquidity. A schedule of fees, charges and maximum commissions is available on request from the Manager. There is no guarantee in respect of capital or returns in a portfolio. A CIS may be closed to new investors in order for it to be managed more efficiently in accordance with its mandate. CIS prices are calculated on a net asset basis, which is the total value of all the assets in the portfolio including any income accruals and less any permissible deductions (brokerage, STT, VAT, auditor's fees, bank charges, trustee and custodian fees and the annual management fee) from the portfolio divided by the number of participatory interests (units) in issue. Forward pricing is used. The Fund's Total Expense Ratio (TER) reflects the percentage of the average Net Asset Value (NAV) of the portfolio that was incurred as charges, levies and fees related to the management of the portfolio. A higher TER does not necessarily imply a poor return, nor does a low TER imply a good return. The current TER cannot be regarded as an indication of future TER's. During the phase in period TER's do not include information gathered over a full year. Transaction Costs(TC) is the percentage of the value of the Fund incurred as costs relating to the buying and selling of the Fund's underlying assets. Transaction cost are a necessary cost in administering the Fund and impacts Fund returns. It should not be considered in isolation as returns may be impacted by many other factors over time including market returns, the type of Fund, investment decisions of the investment manager and the TER.

Where a current yield has been included for Funds that derive its income primarily from interest bearing income, the yield is a weighted average yield of all underlying interest bearing instruments as at the last day of the month. This yield is subject to change as market rates and underlying investments change.

The Manager retains full legal responsibility for any third-party-named portfolio. Where foreign securities are included in a portfolio there may be potential constraints on liquidity and the repatriation of funds, macroeconomic risks, political risks, foreign exchange risks, tax risks, settlement risks; and potential limitations on the availability of market information. The investor acknowledges the inherent risk associated with the selected investments and that there are no guarantees. Please note that all documents, notifications of deposit, investment, redemption and switch applications must be received by Prescient Global Funds ICAV by or before 10h00 (Irish Time), to be transacted at the net asset value price for that day. Where all required documentation is not received before the stated cut off time Prescient shall not be obliged to transact at the net asset value price as agreed to. Funds are priced at 17h00 (New York Time). Prices are published daily and are available on the Prescient website.

Performance has been calculated using net NAV to NAV numbers with income reinvested. The performance for each period shown reflects the return for investors who have been fully invested for that period. Individual investor performance may differ as a result of initial fees, the actual investment date, the date of reinvestments and dividend withholding tax. Full performance calculations are available from the manager on request.

The Fund is registered and approved under section 65 of the Collective Investment Schemes Control Act 45 of 2002.

Please refer to <https://www.prescient.co.za/data-and-price-information-service-provider-disclaimer> for all Data and Price Information Source Disclaimers.

For any additional information such as fund prices, brochures and application forms please go to [www.prescient.co.za](http://www.prescient.co.za)

## CONTACT DETAILS

### Management Company:

Prescient Fund Services (Ireland) Ltd, **Registration number:** 462620 **Physical address:** 35 Merrion Square East Dublin 2, Ireland **Postal address:** 33 Sir John Rogerson's Quay, Dublin 2, Ireland **Telephone number:** 00 353 1 676 6959 **E-mail:** [info@prescient.ie](mailto:info@prescient.ie) **Website:** [www.prescient.ie](http://www.prescient.ie)

### Trustee:

NORTHERN TRUST FIDUCIARY SERVICES (IRELAND) LIMITED, **Physical address:** Georges Court, 54 - 62 Townsend Street, Dublin 2, Ireland **Telephone number:** +353 1 542 2000 **Website:** [www.northerntrust.com](http://www.northerntrust.com)

### Investment Manager:

Prescient Investment Management (Pty) Ltd, Registration number: 1998/023640/07 is an authorised Financial Services Provider (FSP 612) under the Financial Advisory and Intermediary Services Act (No.37 of 2002), to act in the capacity as investment manager. This information is not advice, as defined in the Financial Advisory and Intermediary Services Act (N0.37 of 2002). Please be advised that there may be representatives acting under supervision. **Physical address:** Block B, Silverwood, Silverwood Lane, Steenberg Office Park, Tokai, 7945 **Postal address:** PO Box 31142, Tokai 7966 **Telephone number:** +27 21 700 3600 **Website:** [www.prescient.co.za](http://www.prescient.co.za)

*This document is for information purposes only and does not constitute or form part of any offer to issue or sell or any solicitation of any offer to subscribe for or purchase any particular investments. Opinions expressed in this document may be changed without notice at any time after publication. We therefore disclaim any liability for any loss, liability, damage (whether direct or consequential) or expense of any nature whatsoever which may be suffered as a result of or which may be attributable directly or indirectly to the use of or reliance upon the information. Issue date 12 February 2025*

---